



	PVM-A250	PVM-A170	PVM-741	LMD-A240	LMD-A220	LMD-A170	LMD-941W	PVM-X300	LMD-4251TD	LMD-2451TD	LMD-1530W	LMD-2110W	LMD-1510W	
Panel type	OLED			α-Si TFT Active Matrix LCD				α-Si TFT Active Matrix LCD	α-Si TFT Active Matrix LCD		α-Si TFT Active Matrix LCD			
Picture size (viewable area, measured diagonally)	24.5-inch	16.5-inch	7.4-inch	24-inch	22-inch	17-inch	9-inch	30.2-inch	42-inch	24-inch	15.3-inch	21.5-inch	15.6-inch	
Resolution (pixels)	1920 x 1080 (Full HD)		960 x 540 (QHD)	1920 x 1200 (WUXGA)	1920 x 1080 (Full HD)			4096 x 2160 (True 4K)	1920 x 1080 (Full HD)	1920 x 1200 (WUXGA)	1280 x 768 (WXGA)	1920 x 1080 (Full HD)	1366 x 768 (WXGA)	
Aspect ratio	16:9			16:10	16:9			17:9	16:9	16:10	15:9	16:9		
Panel drive / Colors	10-bit			Approx. 16.7 million colors				RGB 10-bit	Approx. 16.7 million colors		Approx. 16.7 million colors			
Input interface														
3G/HD/SD-SDI (BNC)	(x2) (dual link*)		(x2)	(x2) (dual link*)			(x2)	(x4) (3G/HD-SDI)	Optional BKM-250TG (x2)		-			
HD/SD-SDI (BNC)	-			-				-	Optional BKM-243HS, BKM-244CC (x2)		Optional BKM-341HS (x1)			
SD-SDI (BNC)	-			-				-	Optional BKM-220D (x2)		-			
Composite (BNC)	(x1)			(x1)				-	(x1), Optional BKM-227W (x1)		(x1)			
Y/C (Mini-DIN 4-pin)	-			-				-	(x1), Optional BKM-227W (x1)		(x1)			
RGB / Component (BNC)	-			-				-	(x3), Optional BKM-229X (x3)		(x3)			
HDMI / DVI-D	HDMI (x1)*1		HDMI (x1)	HDMI (x1)*1			HDMI (x1)	HDMI (x4)*1	DVI-D (x1)		HDMI (x1)*1			
HD15	-			-				-	D-sub 15-pin (x1)		-			
Audio	Stereo mini jack (x1)			Stereo mini jack (x1)				-	Phono jack (x2) (L/R)		Phono jack (x3)			
External sync (BNC)	-			-				-	(x1), Optional BKM-229X (x1)		(x1)			
Option slot	-			-				-	2 slots		-			
Output interface														
3G/HD/SD-SDI (BNC)	(x2)*2		(x1)*2	(x2)*2			(x1)*2	(x4) (3G/HD-SDI)*2	Optional BKM-250TG (x2)*2		-			
HD/SD-SDI (BNC)	-			-				-	Optional BKM-243HS, BKM-244CC (x1)*2		-			
SD-SDI (BNC)	-			-				-	Optional BKM-220D (x1)*2		-			
Composite (BNC)	(x1)*2			(x1)*2				-	(x1)*2, Optional BKM-227W (x1)*2		(x1)*2			
Y/C (Mini-DIN 4-pin)	-			-				-	(x1)*2, Optional BKM-227W (x1)*2		(x1)*2			
RGB / Component (BNC)	-			-				-	(x3)*2		(x3)*2			
External sync (BNC)	-			-				-	(x1)*2		(x1)*2			
Audio monitor out	Stereo mini jack (x1)			Stereo mini jack (x1)				Stereo mini jack (x1)	Phono jack (x2) (L/R)		Phono jack (x2)			
Speaker (built-in)	1.0 W (mono)	0.5 W (mono)		1.0 W (mono)	0.5 W (mono)		1.0 W + 1.0 W (stereo)	1.0 W + 1.0 W (stereo)			0.5 W (mono)			
Headphone output	Stereo mini jack (x1)			Stereo mini jack (x1)				Stereo mini jack (x1)	-		-			
Remote control														
Parallel remote	Modular connector 8-pin (x1)			Modular connector 8-pin (x1)				-	Modular connector 8-pin (x1)		Modular connector 8-pin (x1)			
Serial remote (LAN)	RJ-45 modular connector (Ethernet) (x1)			RJ-45 modular connector (Ethernet) (x1)				-	RJ-45 modular connector (Ethernet) (x1) D-sub 9-pin (RS-232C) (x1)		-			
Features														
2K (2048 x 1080) input*7	○		-	○			-	-	-		-			
Auto white balance calibration*3	○*7		○	○*7			○	○	○		-			
I/P mode selection	Automatic (plus Line Doubler function)		4 modes	Automatic (plus Line Doubler function)			4 modes	-	3 modes*4		2 modes			
Power saving mode	-		○	○			-	-	○		-			
Screen saver	○			○				-	-		-			
Markers	Aspect, Center, Safety			Aspect, Center, Safety				Aspect, Center, Safety	Aspect, Center, Safety		Aspect, Center, Safety			
Waveform monitor	○			○				-	-	○		-		
Vector scope	○			○				-	-	-		-		
Camera focus in color	○			○				-	-	-		-		
Audio level meter (SDI-embedded audio)	○			○				○	○	○*5		-		
Time code display (SDI-embedded time code)	○			○				○	○	○*6		-		
Color temperature (D65, D93, and user)	○			○				○	○	○		High, Low, User		
Closed caption	○			○				-	EIA 608 (standard) EIA/CEA-608/708 (optional BKM-244CC)	-		-		
Gamma selection	4 modes		-	2.2, 2.4			-	-	-		5 modes			
Scan mode (Normal (0%), Over (5%), Native)	○			○				-	-	○		0%, 5%, Full		
User preset	○*7		-	○*7			-	-	-		-			
IMD (In-monitor Display)	-			○				-	-	-		-		
Tally	3 colors (on screen)		3 colors	3 colors (on screen)			3 colors	-	3 colors		3 colors			
EIA 19-inch rack-mounting	Optional MB-L22	Optional MB-P17	Optional MB-531	-	Optional MB-L22	Optional MB-L17	Optional MB-531	-	-	-	Optional MB-533	Optional MB-529	Optional MB-535	
VESA mounting	100 x 100 mm			100 x 100 mm				-	200 x 100 mm	400 x 400 mm	100 x 100 mm	100 x 100 mm		
Yoke mount support	○			○				-	-	-		-		
Desktop stand	Standard monitor feet, Optional SU-561		Standard	Standard monitor feet, Optional SU-561			Standard	Monitor feet	-	Standard	Standard			
DC operation	-	12 V to 16 V	12 V	12 V to 17 V			12 V	-	-	24 V	-			
3D Functions*6	-			-				-	-	○		-		

*1 DVI signals can be input via the HDMI interface using a conversion cable. *2 Loop-through, automatic termination. *3 This works with the combination of a PC and a commercially available calibration tools (Konica Minolta CA-210, CA-310, CS-200, DK-Technologies PM5639/06, X-Rite i1 Pro/i1 Pro2, Photo Research PR-655/PR-670, Klein K-10, and JETI specbos 1211). *4 With the LMD-4251TD and LMD-2451TD 3D/2D monitors, the I/P mode is fixed to Field Merge mode on 3D mode. *5 The 8-ch audio level meter can be displayed when the optional BKM-250TG input adaptor is installed. *6 An optional BKM-250TG 3G-SDI input adaptor is required. *7 Supported with PVM-A and LMD-A Series V1.1.


For PVM-A / LMD-A Series




BKM-PP25
Protection kit
(for PVM-A250)




BKM-PP17
Protection kit
(for PVM-A170)




BKM-PL17
Protection kit
(for LMD-A170)




MB-P17
Mounting bracket
(for PVM-A170)



MB-L22
Mounting bracket
(for PVM-A250 and LMD-A220)



MB-L17
Mounting bracket
(for LMD-A170)



SU-561
Monitor stand
(for PVM-A250, PVM-A170, LMD-A240, LMD-A220, and LMD-A170)

For PVM-741 / LMD-941W



MB-531
Mounting Bracket




MB-532
Mounting Panel



VF-510
ENG Kit (Viewing Hood, Carrying Handle and Connector Protector)

For PVM-X300



BKM-XP1
4K SxS Player

For LMD-51 Series



BKM-250TG
3G/HD/SD-SDI Input Adaptor



BKM-244CC
HD/SD-SDI Closed Caption Adaptor



BKM-243HS
HD/SD-SDI Input Adaptor



BKM-220D
SD-SDI 4:2:2 Input Adaptor



BKM-229X
Analog Component Adaptor



BKM-227W
NTSC/PAL Input Adaptor




BKM-30G
3D Glasses
(for LMD-4251TD and LMD-2451TD)




BKM-31G
3D Glasses
(for LMD-4251TD and LMD-2451TD)


For LMD-30 / 10 Series




BKM-341HS
HD/SD-SDI Input Adaptor
(for LMD-30/10 Series)



MB-529
Mounting Bracket
(for LMD-2110W)



MB-533
Mounting Bracket
(for LMD-1530W)



MB-535
Mounting Bracket
(for LMD-1510W)

PVM-A250 / PVM-A170 / PVM-741 / LMD-A240 / LMD-A220 / LMD-A170 / LMD-941W Signal Formats

System	Signal standard				
	Analog composite	SDI			HDMI
		SD/HD	Dual link *5	3G	
575/50i (PAL)	○	○	—	—	○
480/60i (NTSC)*1	○	○	—	—	○
576/50p	—	—	—	—	○
480/60p*1	—	—	—	—	○
640 x 480/60p*1	—	—	—	—	○
1920 x 1080/24PsF*1*2	—	○	○*3	○*3	—
1920 x 1080/25PsF*2	—	○	○*3	○*3	—
1920 x 1080/30PsF*1*2	—	○*5	○*3	○*3	—
1920 x 1080/24p*1	—	○	○*3	○*3	○
1920 x 1080/25p	—	○	○*3	○*3	○
1920 x 1080/30p*1	—	○	○*3	○*3	○
1920 x 1080/50i	—	○	○*3	○*3	○
1920 x 1080/60i*1	—	○	○*3	○*3	○
1920 x 1080/50p	—	—	○*4	○*4	○
1920 x 1080/60p*1	—	—	○*4	○*4	○
1280 x 720/24p*1	—	○	—	—	—
1280 x 720/25p	—	○	—	—	—
1280 x 720/30p*1	—	○	—	—	—
1280 x 720/50p	—	○	—	○*3	○
1280 x 720/60p*1	—	○	—	○*3	○
2048 x 1080/24PsF*1*2*5	—	○	○*3	○*3	—
2048 x 1080/25PsF*2*5	—	○	○*3	○*3	—
2048 x 1080/30PsF*1*2*5	—	○	○*3	○*3	—
2048 x 1080/24p*1*5	—	○	○*3	○*3	—
2048 x 1080/25p*5	—	○	○*3	○*3	—
2048 x 1080/30p*1*5	—	○	○*3	○*3	—
2048 x 1080/48p*1*5	—	—	○*4	○*4	—
2048 x 1080/50p*5	—	—	○*4	○*4	—
2048 x 1080/60p*1*5	—	—	○*4	○*4	—

*1 Compatible with 1/1.001 frame rates.
 *2 PVM-A/LMD-A Series: 1080/25PsF, 30PsF, 2048/25PsF, 30PsF are displayed as 1080/25PsF, 30PsF, 2048/25PsF, 30PsF on the screen if the Payload ID is added to the video signal, or displayed as 1080/50i, 60i, 2048/50i, 60i if the ID is not added.
 PVM-741/LMD-941W: 1080/24PsF, 25PsF, and 30PsF are displayed as 1080/48i, 50i, and 60i on the screen, respectively.
 *3 10-bit 4:4:4 Y/Cb/Cr and 4:4:4 RGB are supported.
 *4 10-bit 4:2:2 Y/Cb/Cr is supported.
 *5 PVM-A250/PVM-A170/LMD-A240/LMD-A220/LMD-A170 only support 1920 x 1080/30PsF; the dual link and 2048 signals.

PVM-A250 / PVM-A170 / LMD-A240 / LMD-A220 / LMD-A170 DVI Input Signals

Resolution	Dot clock (MHz)	fH (kHz)	fV (Hz)
640 x 480	25.175	31.5	60
1280 x 768	68.250	47.4	
1280 x 1024	108.000	64.0	
1360 x 768	85.500	47.7	
1440 x 900	88.750	55.5	
1680 x 1050	119.000	64.7	

• When a DVI signal is input to the HDMI IN connector using a DVI conversion cable.
 • Sides of the displayed picture may be hidden depending on the input signal.

LMD-51 / LMD-30/10 Series Input Signals / Input Adaptors

Video Signal Formats	Input signals				LMD-4251TD / LMD-2451TD					HDMI
	Total Line	Active Line	Aspect Ratio	Frame Rate *1	Composite Y/C	RGB Component	SDI 4:2:2	HD-SDI SD-SDI	3G/HD/SD-SDI	
					Standard					
					Options					
					BKM-227W	BKM-229X	BKM-220D	BKM-243HS BKM-244CC	BKM-250TG	
				LMD-1530W / LMD-2110W / LMD-1510W						
				Standard	Option BKM-341HS			Standard		
575/50i (PAL)	625	575	16:9 & 4:3	25	○	○	○	○	○	○
480/60i (NTSC)*1	525	483	16:9 & 4:3	30	○	○	○	○	○	○
576/50p	625	576	16:9 & 4:3	50	N.A.	○	N.A.	N.A.	N.A.	○
480/60p	525	483	16:9 & 4:3	60	N.A.	○	N.A.	N.A.	N.A.	○
1080/24PsF*1*3	1125	1080	16:9	24	N.A.	○*2*5	N.A.	○	○	N.A.
1080/25PsF*3	1125	1080	16:9	25	N.A.	○*2*5	N.A.	○	○	N.A.
1080/24p*1	1125	1080	16:9	24	N.A.	○*2	N.A.	○	○	○
1080/25p	1125	1080	16:9	25	N.A.	○*2	N.A.	○	○	○
1080/30p*1	1125	1080	16:9	30	N.A.	○*2	N.A.	○	○	○
1080/50i	1125	1080	16:9	25	N.A.	○	N.A.	○	○	○
1080/60i*1	1125	1080	16:9	30	N.A.	○	N.A.	○	○	○
720/50p	750	720	16:9	50	N.A.	○*2	N.A.	○	○	○
720/60p*1	750	720	16:9	60	N.A.	○	N.A.	○	○	○
1080/50p	1125	1080	16:9	50	N.A.	N.A.	N.A.	N.A.	○*4	N.A.
1080/60p*1	1125	1080	16:9	60	N.A.	N.A.	N.A.	N.A.	○*4	N.A.

*1 Compatible with 1/1.001.
 *2 For component input only.
 *3 Displayed as 1080/48i and 1080/50i on the screen, respectively.
 *4 10-bit 4:2:2 Y/Cb/Cr is supported.
 *5 These signals are not supported with the LMD-30/10 Series monitors.

LMD-51 Series DVI-D Input Signal Formats

	LMD-4251TD / LMD-2451TD
Vertical frequency	50.0 Hz to 85.1 Hz
Horizontal frequency	31.5 kHz to 77.0 kHz
Dot clock	25.175 MHz to 148.500 MHz
Picture size, phase	Automatically detected by the DE (Data Enable) signal

LMD-30/10 Series DVI Input Signals

Resolution	Dot clock (MHz)	fH (kHz)	fV (Hz)	LMD-1530W	LMD-2110W LMD-1510W
720 x 400 70Hz	28.322	31.469	70.087	○	○
800 x 600 56Hz	36.000	35.156	56.250	○	○
800 x 600 60Hz	40.000	37.879	60.317	○	○
1024 x 768 60Hz	65.000	48.363	60.004	○	○
1280 x 768 60Hz	79.500	47.776	59.870	○	—
1280 x 1024 60Hz	108.000	63.981	60.020	—	○

*A DVI conversion cable is required.

LMD-4251TD / LMD-2451TD 3D Input Signal Formats

Type of 3D signals	3G (level-B) Dual-stream	Side-by-side*3	Line-by-line	Sequential
	3G*1/HD-SDI x 2*1	HD-SDI*1	HD-SDI*1, DVI	HD-SDI*1
1080/50i	○	○	—	—
1080/60i*2	○	○	—	—
1080/24P	○	○	○	—
1080/25P	○	○	○	—
1080/30P*2	○	○	○	—
1080/50P	—	—	○	—
1080/60P	—	—	○	—
1080/24PsF*2	○	○	—	○
1080/25PsF	○	○	—	○
720/50P	○	○	—	—
720/60P*2	○	○	—	—
1920 x 1080/50Hz	—	—	—	○
1920 x 1080/60Hz	—	—	—	○

*1 BKM-250TG (Ser.7100001 or later) is required for the 3D 3G/HD-SDI signals.
 *2 The frame rates are also compatible with 1/1.001.
 *3 L/R pictures are displayed as "side-by-side" in 2D display mode, and are displayed as "line-by-line" in 3D display mode. The pictures is aligned as side by side in 2D display mode are not compressed vertically.

PVM-X300 Signal Formats HD-SDI / 3G-SDI

Signal System	Signal Format	Signal System	Signal Format
HD-SDI Single-link			
1920 x 1080/60i*1, 50i, 30p*1, 30PsF*1, 25p, 25PsF, 24p*1, 24PsF*1	4:2:2 YCbCr 10 bit		
1280 x 720/60p*1, 50p, 30p*1, 25p, 24p*1			
2048 x 1080/30p*1, 30PsF*1, 25p, 25PsF, 24p*1, 24PsF*1			
Quad-Link HD-SDI*2			
3840 x 2160/30p*1, 30PsF*1, 25p, 25PsF, 24p*1, 24PsF*1	4:2:2 YCbCr 10 bit		Square division
4096 x 2160/30p*1, 30PsF*1, 25p, 25PsF, 24p*1, 24PsF*1			
3G-SDI			
1920 x 1080/60p*1, 50p	4:2:2 YCbCr 10 bit		Level A / Level B-DL
1920 x 1080/60i*1, 50i, 30PsF*1, 25PsF, 24p*1	4:4:4 RGB 10 / 12 bit		Level A / Level B-DL
1920 x 1080/30p*1, 25p, 24PsF*1	4:4:4 YCbCr 10 / 12 bit		Level A*4 / Level B-DL
1280 x 720/60p*1, 50p, 25p, 24p*1	4:4:4 RGB 10 bit		Level A
1280 x 720/30p*1	4:4:4 YCbCr 10 bit		Level A*4
2048 x 1080/60p*1, 50p, 48p*1	4:2:2 YCbCr 10 bit		Level A*4 / Level B-DL
2048 x 1080/30p*1, 30PsF*1, 25p, 25PsF, 24p*1, 24PsF*1	4:4:4 RGB 10 / 12 bit		Level A*4 / Level B-DL
	4:4:4 YCbCr 10 / 12 bit		
Dual Link 3G-SDI*2			
1920 x 1080*3/60p*1, 50p	4:4:4 RGB 10 / 12 bit		Level A / Level B-DL
2048 x 1080*3/60p*1, 50p, 48p*1	4:4:4 YCbCr 10 / 12 bit		Level A*4 / Level B-DL
3840 x 2160/30p*1, 25p, 24p*1	4:2:2 YCbCr 10 bit		2-sample interleave division*3 Level B-DS Square division
3840 x 2160/30PsF*1, 25PsF, 24PsF*1			Level B-DS Square division
4096 x 2160*3/30p*1, 25p, 24p*1	4:2:2 YCbCr 10 bit		2-sample interleave division*3 Level B-DS Square division
4096 x 2160*3/30PsF*1, 25PsF, 24PsF*1			Level B-DS Square division
Quad Link 3G-SDI*2			
3840 x 2160/60p*1, 50p	4:2:2 YCbCr 10 bit		Level A / Level B-DL 2-sample interleave division*3 / Square division
3840 x 2160/30p*1, 25p			Level A*4 / Level B-DL 2-sample interleave division*3 / Square division
3840 x 2160/30PsF*1, 25PsF	4:4:4 RGB 10 / 12 bit		Level A / Level B-DL Square division
3840 x 2160/24p*1	4:4:4 YCbCr 10 / 12 bit		Level A / Level B-DL 2-sample interleave division*3 / Square division
3840 x 2160/24PsF*1			Level A*4 / Level B-DL Square division
4096 x 2160/60p*1, 50p, 48p*1	4:2:2 YCbCr 10 bit		Level A*4 / Level B-DL 2-sample interleave division*3 / Square division
4096 x 2160/30p*1, 25p, 24p*1	4:4:4 RGB 10 / 12 bit		Level A*4 / Level B-DL
4096 x 2160/30PsF*1, 25PsF, 24PsF*1	4:4:4 YCbCr 10 / 12 bit		2-sample interleave division*3 / Square division Level A*4 / Level B-DL Square division

HDMI

Signal System	Signal Format	Signal System	Signal Format
640 x 480p@60*1	4:4:4 RGB 12 / 10 / 8 bit 4:4:4 YCbCr 12 / 10 / 8 bit 4:2:2 YCbCr 12 bit	2048 x 1080p@60*1	4:4:4 RGB 12 / 10 / 8 bit 4:4:4 YCbCr 12 / 10 / 8 bit 4:2:2 YCbCr 12 bit
720 x 480p@60*1			
800 x 600p@60			
1024 x 768p@60			
1280 x 720p@60*1			
720 x 576p@50			
1280 x 720p@50			
1920 x 1080i@60*1	4:4:4 RGB 12 / 10 / 8 bit 4:4:4 YCbCr 12 / 10 / 8 bit 4:2:2 YCbCr 12 bit	3840 x 2160p@30*1	4:4:4 RGB 8 bit
1920 x 1080i@50		3840 x 2160p@25	4:4:4 YCbCr 8 bit
1920 x 1080p@60*1		3840 x 2160p@24*1	4:2:2 YCbCr 12 bit
1920 x 1080p@50		4096 x 2160p@30*1	4:4:4 RGB 8 bit
1920 x 1080p@30*1		4096 x 2160p@25	4:4:4 YCbCr 8 bit
1920 x 1080p@25		4096 x 2160p@24*1	4:2:2 YCbCr 12 bit
1920 x 1080p@24*1			

*1 Also compatible with 1/1.001.
 *2 The Square division signal is also supported for Quad Link 3G-SDI, Quad Link HD-SDI, or Dual Link 3G-SDI signal systems.
 *3 Signal connectivity is currently being tested.
 *4 Audio signal is not supported.

Distributed by

MK11130V1EYIT14MAR

The PVM-A250, PVM-A170, and PVM-X300 are produced at Sony EMCS Corporation Kosai Site, which has received ISO14001 Environmental Management System certification.



©2014 Sony Corporation. All rights reserved. Reproduction in whole or in part without written permission is prohibited. Features and specifications are subject to change without notice. The values for mass and dimension are approximate. "SONY", "TRIMASTER EL", and "ChromaTRU" are trademarks of Sony Corporation. HDMI is a trademark of HDMI Licensing, LLC. All other trademarks are the properties of their respective owners.